

Get Hooked

It's Fun to Fish



**Junior Fishing Code, Education Kit
Supporting CD-Rom 2008 Version**



NSW DEPARTMENT OF
PRIMARY INDUSTRIES



Recreational
Fishing Trusts

©Commonwealth of Australia 2000.

This work is copyright. Apart from any use as permitted under the Copyright Act 1998, no part may be reproduced by any process without prior written permission from the Commonwealth available from AusInfo.

Requests and inquiries concerning reproduction and rights should be addressed to the Manager, Legislative Services, AusInfo, GPO Box 1920, Canberra ACT 2601 or by email to Cwealthcopyright@dofa.gov.au

ISBN 0-7311-8132-8

NSW DPI revised edition April 2008
Jobtrack 5972

NSW Get Hooked coordinator

Phone: 02 9527 8411

Email: get.hooked.fisheries@dpi.nsw.gov.au

This publication may be of assistance to you but the Commonwealth of Australia and the States of New South Wales, Victoria and their employees do not guarantee that the publication is without flaws of any kind or is wholly appropriate for your particular purposes and therefore disclaims all liability for any error, loss or other consequence which may arise from your relying on any information in this publication.

Acknowledgment for the project concept John Elliott, Department of Primary Industries, Victoria.

Original Writers: EcoQuest Australia
Nicole Maher & Anne McLaughlin

Original Graphic Design: Griffin Graphics
Email: Griffin.Graphics@bigpond.com

NSW Additions: For enquiries please contact the State Coordinator, Community Programs - Recreational Fishing on 02 9527 8411

NSW Review and technical advice:
Sally Bannerman NSW DET

NSW DPI staff across various divisions.

Fish illustrations: Krystii Melaine,
Alexis Beckett and Roger Swainston

Cartoon illustrations: Paul Lennon

NSW DPI would like to acknowledge the support of Recfish Aust.





Message from the Minister

It's a great pleasure to introduce this wonderful kit, which brings the joy of fishing into the classroom.

A first of its kind for NSW primary schools, "Get Hooked...It's fun to fish" gives students the chance to learn about this popular sport and our environment.

With its diverse topics and hands-on activities, children can enjoy learning about fish, their habitat and responsible fishing.

"Get Hooked...It's fun to fish" will help primary school students develop an appreciation of the aquatic environment and how they can help sustain and even protect it through responsible fishing.

As further guardians of our environment, children are the key to ensuring our fish stocks are maintained and rejuvenated for the enjoyment of generations to come.

Much work has gone into the development and production of this kit and I thank everyone involved for their contribution.

So what are you waiting for? Get Hooked...It's fun to fish!



Ian Macdonald

Minister for Primary Industries

Minister for Energy

Minister for Mineral Resources

Minister for State Development



Junior Fishing Code of Practice

Background

The junior code of conduct has been developed from the National Code of Practice for recreational and sport fishing. This national Code of Practice was developed as an initiative of Recfish Australia, the peak national body representing the one-third of the Australian population who go fishing for sport and recreation every year. Recfish consulted with all affiliated member associations to develop the code.

The National Code of Practice is a voluntary agreement among Recfish Australia's fourteen national and state fishing member associations who prepared and endorsed its twelve points.

These associations represent a diverse range of recreational and sportfishing practices.

The code addresses four main areas of fishing responsibility. These include looking after our fisheries, protecting the environment, treating fish humanely and respecting the rights of others. The four objectives act as a framework for the twelve more specific principles explained in the Recfish Code of Conduct. **The Junior Fishing Code** was developed specifically to target children of primary school age. The RecFish code was a suitable starting point. However, the information has been rewritten to suit younger fishers.



This is contained in the six points of the Junior Fishing Code. These points are consistent with the Recfish code as shown in the table over the page.

The Junior Fishing Code has been broken into six modules that can be taught in schools or in the field by teachers.

The modules in this kit have been developed to allow schools to participate with endorsed learning outcomes that will meet the NSW primary syllabuses in the subjects of Science and Technology, Human Society and Its Environment, Personal Development Health and Physical Education, Maths, English, Creative and Practical Arts. These modules will also assist primary school students achieve the objectives of the NSW Department of Education and Training Environmental Education Policy.

Other points of the National Code of Practice are covered specifically and generally within the educational modules. Not all points are covered as they specifically apply to vehicle and boat drivers.



National Fishing Code of Practice	Junior Fishing Codes that meet all or some of the objectives
We take no more than our immediate needs	Take only what you need
Support and encourage activities that restore and enhance fisheries and fish habitats	Quality catchments equals quality fish
Remove rubbish to prevent pollution and to protect wildlife	You're the solution to water pollution, Don't leave your tackle behind
Report environmental damage and pollution to the relevant authorities	You're the solution to water pollution, Don't leave your tackle behind
We quickly and correctly return unwanted or illegal catch to the water	Throw the little ones back, Take only what you need
We understand and observe all fishing regulations and report illegal fishing activity	Throw the little ones back, Take only what you need
We use established roads and tracks wherever possible	
We take care when boating and anchoring to avoid sensitive areas	
We use only legal tackle, attend our gear and value our catch	Throw the little ones back
We practice courtesy toward all who use inland and coastal waters	Fish with friends
We obtain permission from landholders and traditional owners before entering land	Fish with friends
We care for our own safety and the safety of others when fishing	Fish with friends



Contents

The bait... the introduction..... 1-2

- Purpose of the 'Get hooked, it's fun to fish' education kit
- Who will use this education kit?

What's in the tackle box?.....3-5

- The tackle box
- Baiting the hook...Getting started
- Helpful fishing gear

Fishy activities ...Junior Fishing Codes

Code 1 'Take only what you need' - Primary Level : Years 3/46-11

- Junior Fishing Code 1 Specific Learning Outcomes and Syllabus links.
- Background notes: how many fish is enough?, food chains, translocation, harvesting of bait, how we can help our fish
- Fishy activities: 'The old fisherman', 'Feeding frenzy role – play game', 'How many is enough activity'
- Evaluation activity: 'Wilbur the wise fish'
- Suggested follow-up class activities for teachers



Code 2 'Fish with friends' - Primary Level : Years 3/4 12-18

- Junior Fishing Code 2 Specific Learning Outcomes and Syllabus links.
- Background notes: 'Why fish with a friend?', 'Who is a safe fishing friend?', safety, dangers
- Fishy activities: 'The tale of Tom/Tara', 'Tom's banner', 'To fish or not to fish'
- Evaluation activity: 'Ball of string'
- Suggested follow-up class activities for teachers



Code 3 'You're the solution to water pollution' - Primary Level : Years 3/4 19-27

- Junior Fishing Code 3 Specific Learning Outcomes and Syllabus links.
- Background notes: Pollution, stormwater, our home, our school, our farm, how we can help
- Fishy activities: 'That's a funny looking fish!', 'Call a fish emergency', 'Safe ways to dispose of rubbish'
- Evaluation activity: 'Fish friend or foe', 'Fish Friend - poster'
- Suggested follow-up class activities for teachers
- Fishy activities (alternative program): 'Thats a funny looking fish'
- Suggested follow-up class activities for teachers (alternative program)



Code 4 'Throw the little ones back' - Primary Level : Years 5/6 28-36

- Junior Fishing Code 4 Specific Learning Outcomes and Syllabus links.
- Background notes: 'Why do we need juvenile fish?', 'Juvenile fish habitat', 'How we can help our juvenile fish?'
- Fishy activities: 'A tale of two junior fishers', 'A fishing we will go', 'The great line-up game', 'Ways to return undersized fish safely (fishing skills)'
- Evaluation activity: 'My fishing practices'
- Suggested follow-up class activities for teachers



Code 5 'Don't leave your tackle behind' - Primary Level : Years 5/6 37-42

- Junior Fishing Code 5 Specific Learning Outcomes and Syllabus links.
- Background notes: Tackle dangers, how we can help
- Fishy activities: 'The old shell', 'A watery journey', 'Don't leave your tackle behind',
- Evaluation activity: 'Don't leave your tackle behind', 'Fishy survival game'
- Suggested follow-up class activities for teachers



Code 6 'Quality catchments equals quality fish' - Primary Level : Years 5/6 43-51

- Junior Fishing Code 6 Specific Learning Outcomes and Syllabus links.
- Background notes: Catchments, critical habitat, erosion, how we can help
- Fishy activities: 'Sam's tale', 'Sight unseen'
- Evaluation activity: 'Moving house'
- Suggested follow-up class activities for teachers
- Fishy activities (alternative program): 'Water sleuths'
- Evaluation activity: 'Aquatic heads'
- Suggested follow-up class activities for teachers



Appendices

1. Glossary of terms
2. Syllabus Learning Outcomes
3. Keys to successful presentations
4. Essential care considerations for field trips
5. Junior Recreational Fishing Passport template
6. Activity Sheets (Codes 1-6).
7. Enlarged graphic of 'Tom'
8. Enlarged graphic of 'Wilbur the Wise Fish whiteboard'
9. a) Government and non-government contacts for information, posters, publications and programs.
b) Teaching and learning resources ie books, posters, publications, videos, CDs etc.
c) References
10. Feedback form

Activity Sheets

Code 1

'Fun with food webs' - Follow up activity sheets

Code 2

'To fish or not to fish?' - Fishy activity sheets

Code 3

'Fish friend or foe' - Follow up activity sheets

Code 4

'Fishy Find-A-Word' - Follow up activity sheet

Code 5

'A water journey' - Fishy activity sheets

'Don't leave your tackle behind' - Evaluation activity



Code 6

'Water Mini-Beasts' - Fishy activity sheet (Alternative 2)

'Aqua Heads' - Evaluation Activity sheet

'Catchment Report' - Follow-up Activity sheets

Species information posters

Dusky flathead

Eastern Australian salmon

Luderick

Mulloway

River garfish

Sand whiting

Sea mullet

Silver trevally

Snapper

Tailor

Yellowfin bream

Yellowtail kingfish

Australian bass

Brown trout

European carp

Murray Cod



The bait...the introduction

The 'Get Hooked... It's fun to fish' education kit is a national fisheries initiative to introduce school students to freshwater and marine fish, other aquatic life, and the importance of sustaining a quality fish habitat while practising safe and responsible fishing behaviours.

The purpose of the Get Hooked... It's fun to fish education kit

The purpose of the Get Hooked... It's fun to fish education kit is to provide opportunities for students in the middle to upper years of primary school to understand the need for responsible fishing practices through an interactive discovery based activity program.

These activities are structured around the six National Junior Fishing Codes.

The National Junior Fishing Codes were developed to sustainably manage, protect and conserve the environment.

Six codes that form the basis for each activity session are:

- Code 1 "Take only what you need"
- Code 2 "Fish with friends"
- Code 3 "You're the solution to water pollution"
- Code 4 "Throw the little ones back"
- Code 5 "Don't leave your tackle behind"
- Code 6 "Quality catchments equals quality fish"



The activities and skills within these codes support the

- NSW Board Of Studies Syllabus learning outcomes for students; and
- NSW DET's Environmental Education Policy for Schools as outlined in the appendices of this kit.

General learning fisheries outcomes of the 'Get Hooked... It's fun to fish' education kit	Supporting National Junior Fishing Code
To understand <i>'the need to sustainably manage, protect and conserve the environment'</i> .	1,3,4,5,6.
To develop a working understanding of the inter-relationships between all living things within habitats.	1,3,4,6.
To identify external physical and biological factors within catchments which affect the survival of all living things.	1,3,4,5,6.
To understand the effect human impacts can have upon the environment.	1,3,4,5,6.
To develop a responsible conservation ethic on the part of the junior fisher: a code of conduct.	1,2,3,4,5,6.
To develop a sense of personal stewardship/ownership and an ability to appreciate an individual's role in the future sustainability of local resources.	1,3,4,5,6.
To develop an awareness of the complexities of current issues affecting fisheries management.	1,4,5.
To promote support for current fisheries management policies, i.e. 'Throw the little ones back', in order to maintain sustainable fisheries resources.	1,4.
To promote open channels of communication between the community and fisheries management authorities.	1,2,3,4,5,6.
To foster positive fishing practices which will enhance the safety and enjoyment of fishing.	1,2,4,5.

Who will use this education kit?

In most instances, teachers will be the principal deliverers of the National Junior Fishing Code activities in the classroom and/or in the field.

NSW DPI staff and Fishcare Volunteers will support teachers with this program with advice and additional information. Depending on your school's location, NSW DPI may arrange, in consultation with teachers, fishing workshops, visits to NSW DPI hatcheries, field trips or school visits to assist

in activities and give practical insight into NSW DPI work.

The Fishcare Volunteers are a diverse team of people of all ages and backgrounds keen to share their time and abilities voluntarily to help look after our fisheries. They have a diverse background with training in fisheries management, fish biology and current regulations.



What's in the tackle box?

The tackle box

Your tackle box contains all the key information that you will need to successfully deliver the 'Get Hooked... It's fun to fish' education program.

Get Hooked DVD

The DVD contains:

- Specific learning outcomes for each Junior Fishing Code.
- Important background information for each code presented in entertaining audio visual format. (Background information on the DVD can be used in place of the written version at the beginning of each code).
- Stimulus material for some of the codes.

Fishy Activities for each code

- Specific learning outcomes for each code
- Cross curriculum links
- Background notes for teachers
- Introductory watery tale, interactive drama or poem
- 2-3 National Junior Fishing Code Activities,
- 1 Evaluation activity
- Suggested follow-up class activities for teachers

Helpful fishing gear

- Keys to symbols throughout the kit
- Black line masters of all activity sheets
- Examples of common fish, accompanied with an associated 'Did you know?' fact.

Appendix

- Glossary of terms
- Links to NSW primary schools curriculum

- Keys to successful presentations
- Essential care considerations for field trips
- Sample layout of the Junior Fishing Passport
- Contacts
- Teaching and learning resources

Baiting the hook...Getting started with the education kit

Fishy Activities, National Junior Fishing Codes

The materials can be presented across **Years 3/4 and Years 5/6**. Codes 1-3 are recommended for years 3-4. Codes 4-6 are recommended for years 5-6. All the activities are discovery based and very much 'hands on' in order to appeal to the interests and abilities of students specifically from these age groups.

In order for the program to be successful the activities should be conducted at the recommended year levels detailed below. Preliminary concepts taught in Years 3/4, such as how to correctly and safely release a fish back alive into the water, are anticipated to be recognised prior learning for some aspects of the National Junior Fishing Codes taught in Years 5/6.

Specific learning outcomes

Within each code there are **specific learning outcomes** that reinforce the particular National Junior Fishing Code being explored in the classroom. All activities and extension activities are expected to meet these learning outcomes, as they play a fundamental role in each student achieving the **Junior Recreational Fishing Passports**.

National junior fishing code	Appropriate year level	NSW Curriculum links
'Take only what you need'	Primary School: Year 3 or Year 4	Personal Development Health and Physical Education Human Society and It's Environment Science and Technology Creative Art English Mathematics
'Fish with friends'	Primary School: Year 3 or Year 4	
'You're the solution to water pollution'	Primary School: Year 3 or Year 4	
'Throw the little ones back'	Primary School: Year 5 or Year 6	
'Don't leave your tackle behind'	Primary School: Year 5 or Year 6	
'Quality catchments equals quality fish'	Primary School: Year 5 or Year 6	



△ **Background notes**

These are intended to act as background reference notes for fisheries issues involved in each National Junior Fishing Code. These notes also provide practical ways so that students who are involved in the activities can learn to sustainably fish.

The background notes are intentionally a brief overview intended for classroom teachers. A list of teaching and learning resources and key contacts is provided in the appendices of this kit to help you source more detailed information.

National Junior Fishing Code activities

The activities are designed to be implemented by classroom teachers in a classroom setting, in order for them to fit easily into the daily routine of the school. Most activities are 45 minutes to 1 hour duration and all involve the following components:

- An introductory generic oral tale, interactive drama or poem. These tales, dramas and poems may be altered to suit the audience and environment the activities are conducted for: wetland, river, sea.
- Two to three key discovery based 'fishy' activities
- Time for further discussion by students
- An evaluation game/activity
- Extension activities and suggestions for field trips available for teachers to pursue as an extension to the National Junior Fishing Code activity session

Alternative programs

Four of the National Junior Fishing Codes have one complete set of activities. However, a further two of the National Junior Fishing Codes have two alternative programs. (See page 5)

Only one program is intended to be implemented in the school setting.

Two programs have been developed in recognition of the differing needs for fisheries education in different regions of the country.

Junior Fishing Passports

At the commencement of the program, the participating students will receive a personal copy of the Junior Fishing Passport from the teachers. It is recommended that teachers acknowledge the completion of each activity with a sticker, a stamp or a tick in the code achievement award section of their fishing passport. This signifies that they have been introduced to specific learning outcomes and have participated in activities which support a specific National Junior Fishing Code.



The students are encouraged to keep these passports in their fishing tackle boxes. Similar to a passport, they are a record of the child's name, address and emergency phone numbers. They will also serve as a fishing logbook and provide basic fishing information on fish identification, size regulations and bag limits.

Students will also be provided with a current edition of the NSW Recreational Saltwater or Freshwater Fishing Guide, depending on the school's location.



Get Hooked Resource Kit

This kit contains many of the resources and stimulus material to support the activities within each code. The kit is made available to participating schools for the duration of the program.

Secondary schools program

The Get Hooked... It's fun to fish education kit is intended to complement other fish friendly environmental programs mentioned below. These programs aim to further develop the understanding acquired in the primary National Junior Fishing Codes programs.









NSW profile level	National Junior Fishing Codes	Alternative programs
'You're the solution to water pollution'	Year level 3/4	Waterwatch program Streamwatch program Beachwatch program
'Quality catchments equals quality fish'	Year level 5/6	Harbourwatch program Stormwater program

Helpful Fishing Gear

Key to symbols

There are six key symbols throughout the text to key the instructor in to the next section in the activity sequence.

They are as follows:

-  DVD presentation to support the introduction of each code.
-  Background notes to act as reference materials.
-  Discovery based activity involving students.
-  Find materials for this activity in the Resource Kit.
-  Presenter / Teacher initiated discussion or questions for students, to prompt further expansion of the fisheries issue.
-  Student initiated writing or drawing activity
-  Suggested follow-up class activities for teachers
-  Field trip

Glossary of terms

Words highlighted in bold in the Background notes are defined in the Glossary of terms, which can be found in the appendices.

Keys to successful presentations

This is a quick guide designed to help both new and experienced presenters build upon their communication skills.

Essential care considerations for field trips

Often trips based in the field require students to use specific equipment, examine animal and plant life and conduct themselves in an environment with which they are unfamiliar. A subsequent list of care considerations has been developed to assist teachers and students when conducting fieldwork.

Further contacts, readings and references

The background notes at the beginning of each of the six codes was intentionally a brief overview of issues involved in the session activity. Thus, a list of further government and private contacts, readings, internet sites, videos and references used while assembling this kit has been developed to assist teachers.

